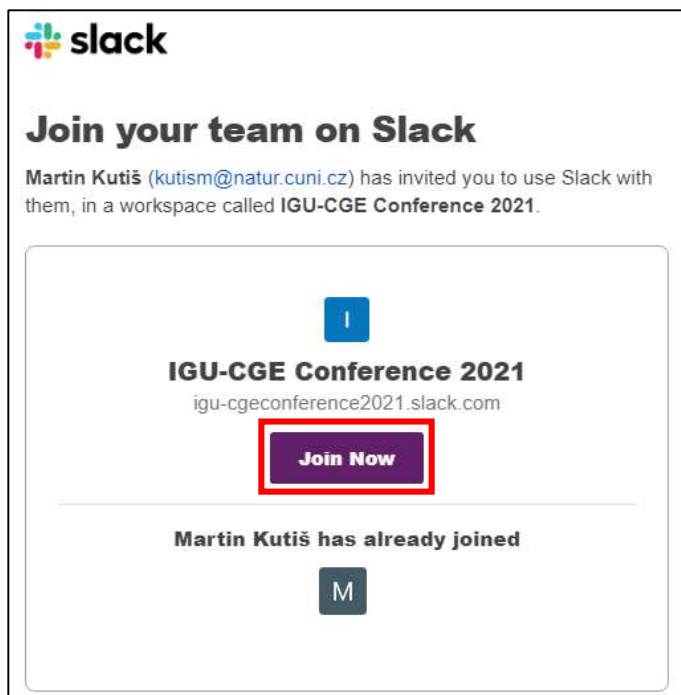


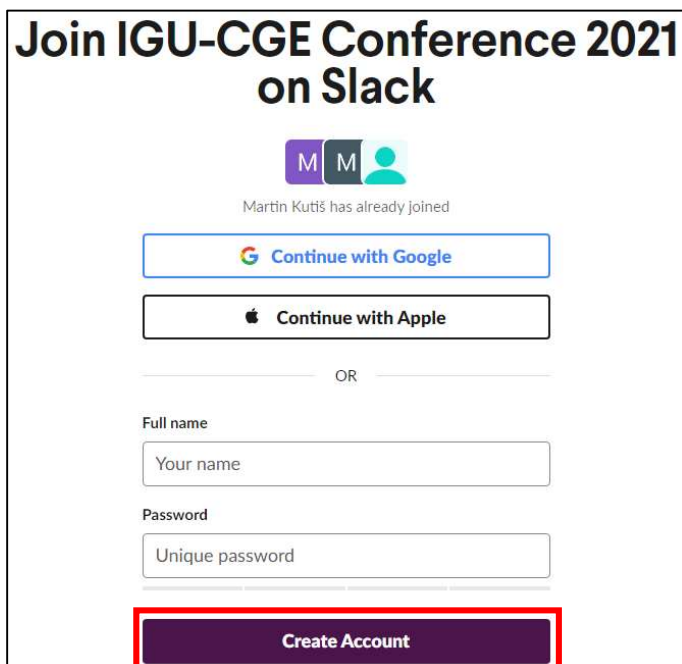
VIRTUAL PLATFORM MANUAL

Slack App Manual

The Slack application will be used for communication between participants and organizers during the conference. This is a simple chat environment that you enter using the **Join Now** button in the invitation mail, which will be sent to your email address in the coming days.



To enter the app, you need to create a Slack account. To create it, you can use your Google account, Apple ID, or enter your name and set a password. Confirm everything by pressing **Create Account**.

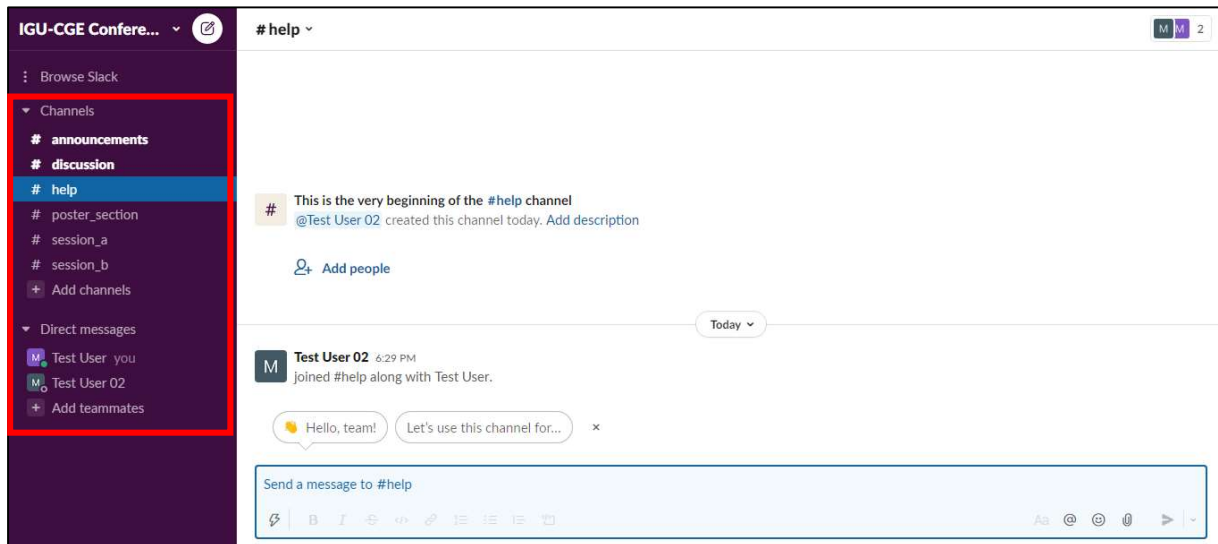


Then you will be redirected to the conference environment on Slack. You will already use your Slack account for the following entries into the environment.

Link to the environment: <https://igu-cgeconference2021.slack.com>

You can open the environment directly in your web browser or download desktop applications (Windows or Mac). You can also find the Slack app in Android and Apple mobile app stores.

You will find two main parts directly in the environment - **Channels** and **Direct Messages**.



In the Channels section, several channels have been prepared through which communication during the conference will take place.

#announcements - main organization information during the conference

#session_a - direct links to streams (ZOOM) according to the program of Session A

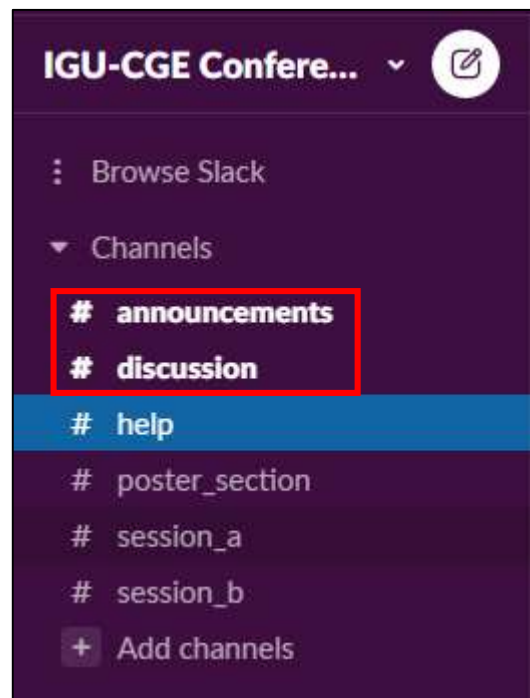
#session_b - direct links to streams (ZOOM) according to the program of Session B

#help - your questions regarding the organization or technical and other issues, the organizers will try to help you with solving your problem

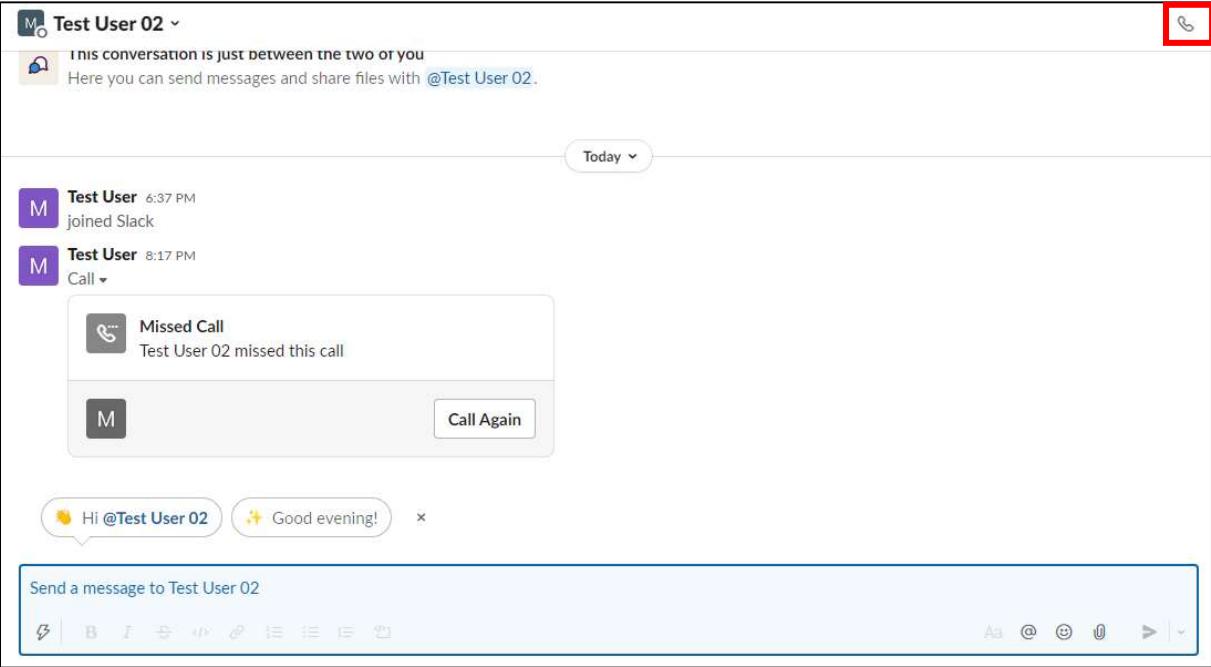
#discussion - open discussion among all conference participants

#poster_section - online posters (PDF) with the possibility of contacting the authors

The channel name is **highlighted** in bold if it contains a new message that you have not read.



In the Direct Messages section you will see all conference participants. After selecting a specific participant, you can write a direct message to him. You can also make a **video call** with the participant.



The menu with personal settings or profile editing will be displayed after clicking on your icon in the upper right corner.

